

Effective Moisture Diffusivity, Activation Energy and Energy Consumption in Thin-layer Drying of Jujube (*Zizyphus jujube* Mill)

A. Motevali¹, A. Abbaszadeh¹, S. Minaei^{1*}, M. H. Khoshtaghaza, and B. Ghobadian¹

ABSTRACT

Jujube (*Zizyphus jujube* Mill), a valuable medicinal plant, is consumed either as fresh fruit or dried product in Iran. Drying jujube guarantees a longer shelf time while preserving its quality to be used in medical and pharmaceutical industries. In this research paper, the influence of several drying conditions on the effective moisture diffusivity, activation energy, energy consumption and required specific energy in the drying of jujube is presented. Temperature levels of 50, 60 and 70 °C and hot air velocities of 0.5, 1 and 1.5 (m s⁻¹) were used as the treatments. Effective moisture diffusivity of jujube fruit during the drying process was in the range of 1.1532-5.1895×10⁻¹⁰ (m² s⁻¹) for the first period and 0.4036–2.3064×10⁻¹⁰ (m² s⁻¹) for the second period. Also, the values of energy of activation in both periods were determined to be between 34.97 and 74.20 (kJ mol⁻¹). The energy consumption and the required specific energy for drying were in the range of 79.1- 92.46 (kW h) and 203.59 – 900.08 (kW h kg⁻¹), respectively. Results show that energy consumption diminished when temperature increased at each air velocity, while it increased with increasing hot air velocity.

Keywords: Activation energy, Effective moisture diffusivity, Energy consumption, Jujube drying.

INTRODUCTION

Jujube a fruit of Rhamnaceae family, is consumed fresh or dried for its high medicinal value. Since 2000 years ago, the usage of fruit, seeds, leaf, skin and root have had extended in the remediation of fever (Omid Beigi, 1997). Post harvest stages of jujube includes a storage period before consumption during which unwanted reactions, mainly regarding the color, occur due to light and temperature effects (Heath and Reieccius, 1986; Park, 1993).

Drying is an old technique for the preservation of agricultural and food products. Due to reduced mass and volume, transportation of dried products is easier than fresh fruits (Koyuncu *et al.*, 2007). Solar energy was a usual energy source for

the traditional dryers. However, it was riddled with numerous problems including: undesirable variations in food quality, insufficient drying control, long term drying processes, and weak hygienic aspects. Industrial dryers offer numerous advantages such as: on time harvesting, loss reduction in fields, programmable harvesting under unwanted weather conditions, longer shelf life, waste recycling, favorable outputs, decreased costs, and better processing time management. Drying is also a high energy process with a great industrial value (Sahin and Dincer, 2002).

Thin layer drying is modified to the drying of grains with hot air (at uniform temperature and moisture conditions). Mathematical modeling of hot air drying is

¹Department of Agricultural Machinery Engineering, College of Agriculture, Tarbiat Modares University, Tehran, Islamic Republic of Iran.

*Corresponding author; e-mail: minae@modares.ac.ir



commonly based on thin layer drying assumptions (Ozdemir and Devres, 1999).

Drying of fruits depends on their mass and heat transfer specifications. Therefore, moisture diffusion and temperature distribution parameters are essential for the design process, quality control, selection of storage facility, and transportation of fruits. Diffusivity, which is a major parameter in agricultural products, is needed for modeling mass transfer processes such as surface absorption and moisture desorption during the storage period (Rafiee *et al.*, 2008). Studies on effective moisture diffusivity, energy of activation, and energy consumption in thin layer drying of vegetables and fruits include: pomegranate (Motevali *et al.*, 2010, 2011), figs (Babalís and Belessiotis, 2004), corn (Doymaz and Pala, 2003), plum (Goyal *et al.*, 2007), grapes (Pahavanzadeh *et al.*, 2001), Quercus (Tahmasebi *et al.*, 2011), Soybean (Rafiee *et al.*, 2009), Apple (Mousavi and Javan, 2009), Cuminum cyminum (Zomorodian and Moradi, 2010), palm (Falade and Abbo, 2007), paprika (Ramesh *et al.*, 2001) and berberis (Aghbashlo *et al.*, 2008). However, there is little information on the drying of jujube fruit, which makes the current research necessary. Therefore, the objective of this study was the determination of effective moisture diffusivity, energy of activation, and energy consumption during the drying process of jujube fruit.

MATERIALS AND METHODS

A laboratory scale hot-air dryer developed at the Biophysical Properties Laboratory of Agricultural Faculty, Tarbiat Modares University (Iran), was used for this study. The dryer consisted mainly of an adjustable centrifugal blower, electrical heating elements (1.5 kW), drying chamber, system controller, an inverter (Parto Sanat, IGBT and Co, Iran) and a sample tray. The dryer had an automatic temperature controller with an accuracy of $\pm 0.1^\circ\text{C}$ (Pooyesh digital instrument, TMC 101, Iran). Air velocity

was adjusted at values (0.5, 1 and 1.5 m s^{-1}) with an accuracy of $\pm 0.1\text{ m s}^{-1}$ using a Vane probe anemometer, Ljt lutrun AM-4204 (Taiwan). Air velocity was fixed by using an inverter that directly acted on the blower motor (1.5 kW). Hot air moved vertically through the horizontal sample tray. Dried samples were manually weighed using an electronic balance having an accuracy of $\pm 0.01\text{ g}$, (AND GF-600, Japan).

Weighing of the samples was continued until no change was observed between two consecutive weighing. Before starting each experiment, the dryer system was turned on for 30 minutes in order to achieve desirable steady-state conditions. Fresh samples were gathered from Farouj City, north Khorasan (North-East of Iran) and were kept at $+5^\circ\text{C}$ temperature in a refrigerator. The initial moisture content of jujube was determined by oven drying method. The 30 g samples were dried in an oven at the temperature of $105 \pm 1^\circ\text{C}$. By averaging five repetitions, moisture content of fresh jujube was determined to be 62.5 % dry basis (Doymaz, 2005) at the beginning of the experiments and the final moisture content was fixed at $12 \pm 1\%$ dry bases.

Experiments were conducted at three levels of temperature (50, 60 and 70°C) and three levels of hot air velocity (0.5, 1, and 1.5 m s^{-1}). Relative humidity and the temperature of the environment were 30–37% and $23\text{--}28^\circ\text{C}$, respectively.

The Fick's second law proposed by Crank for unstable diffusion in spherical shapes can be used for modification of moisture transfer in the drying process (Crank, 1975). In this relationship, temperature effects and pressure gradients are ignored and it is assumed that the effective moisture diffusivity is constant and radial. For solution of Fick's law of diffusion, assuming moisture migration only by diffusion, negligible shrinking, constant temperature and diffusion coefficients, and long drying times, Equation (1) is given below (Baroni and Hubinger, 1998; Velic *et al.*,

2003):

$$MR = \frac{M_t - M_e}{M_o - M_e} = \frac{6}{\pi^2} \sum_{n=1}^{\infty} \frac{1}{n^2} \exp(-n^2 \pi^2 \frac{D_{eff} t}{r_o^2}) \quad (1)$$

Where, MR is moisture ratio (dimensionless), M_t is moisture content at time, t (kg water kg solids⁻¹), M_e is equilibrium moisture content (kg water kg solids⁻¹), M_o is initial moisture content, n denotes the drying terms (1, 2, 3,...), t drying time, D_{eff} effective moisture diffusivity (m² s⁻¹) and r_o is radius of sphere (m), which is assumed to be constant during drying. The mean geometrical diameter of jujube is modified according to Equation (2) (Mohsenin, 1986).

$$D_g = (L \times W \times T)^{\frac{1}{3}} \quad (2)$$

Where, L , W and T are the major, intermediate and minor diameters of the fruit in mm. The obtained mean geometrical diameter (D_g) was used for the estimation of effective moisture diffusivity. Equation (1) can be rewritten as Equation (3) since the other terms are small enough to be ignored (Babalís and Belessiotis, 2004).

$$MR = \frac{6}{\pi^2} \exp(-\pi^2 \frac{D_{eff} t}{r_o^2}) \quad (3)$$

Logarithmic simplification of Equation (3) leads to the linear form of Equation (4):

$$\ln(MR) = \ln(\frac{6}{\pi^2}) - (\pi^2 \frac{D_{eff} t}{r_o^2}) \quad (4)$$

By plotting the measured data in a logarithmic scale, the effective moisture diffusivity was calculated from the slope of the line as presented in Equation (4).

$$k_1 = \frac{\pi^2 D_{eff}}{r_o^2} \quad (5)$$

Using Arrhenius Equation, as a relationship between temperature and effective moisture diffusivity, energy of activation can be calculated using Equation (6):

$$D_{eff} = D_o \exp(-\frac{E_a}{R_g \cdot T_{abs}}) \quad (6)$$

Where, E_a is energy of activation (kJ mol⁻¹), R_g is the universal gas constant (8.3143 J mol⁻¹ K⁻¹), T_{abs} is absolute temperature of the drying medium (K) and D_o is the line intercept, which is always constant.

The temperature used in Equation 6 is the temperature bounded in the dryer. Therefore, the isothermal condition should be mentioned both in the effective moisture diffusivity and energy of activation. Again, the logarithmic operation can be carried out to obtain the linear form Equation (7):

$$\ln D_{eff} = \ln D_o - \frac{E_a}{R_g} \cdot \frac{1}{T_{abs}} \quad (7)$$

Plotting $\ln D_{eff}$ versus ($1/T_{abs}$) can give a line with slope K_2 .

During the test, the dryer energy consumption and the energy required for drying one kilogram of jujube fruit was calculated using Equations (8) and (9). The energy consumption in each period was determined using Equation 8 (Koyuncu *et al.*, 2007; Aghbashlo *et al.*, 2008; Motevali *et al.*, 2011).

$$E_t = A \cdot v \cdot \rho_a \cdot C_a \cdot \Delta T \cdot D_t \quad (8)$$

Where, E_t is the total energy in each drying phase (kW h), A is the cross sectional area of the holder (0.0314 m²), ρ_a is the air density (kg m⁻³), ΔT is the temperature differences (°C), D_t total time for drying each sample (h) and C_a is the specific heat of air (kJ kg⁻¹ °C⁻¹). Energy consumption for drying 1 kg of fresh jujube was obtained using Equation (9):

$$E_{kg} = \frac{E_t}{W_o} \quad (9)$$

Where, E_{kg} is the required specific energy and W_o is the primary mass of sample.

RESULTS AND DISCUSSION

Figure 1 shows the final drying time versus temperature at constant air velocity. With increase in air temperature and air velocity, drying time was decreased.

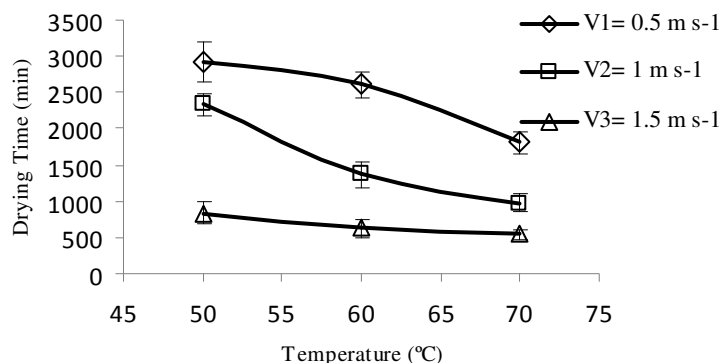


Figure 1. Drying air temperature versus final time at different air velocities for thin-layer drying of jujube fruit.

Typically, drying of agriculture products consists of two phases: a constant rate and a falling rate phase. Furthermore, the major part of the drying process occurs at the falling rate phase. Figure 2 depict plots of $\ln(MR)$ versus time at the constant air velocity and various temperature levels. The drying rates have more than one falling rate period, which were different from that reported for black tea (Panchariya et al., 2002), garlic (Madamba et al., 1996) and apricot (Abdelhag and Labuza, 1987). Two well-defined falling rate periods are observed, each corresponding to an

approximately constant slope from which the effective diffusion coefficients are calculated. This may be due to the capillary property and cell structure of the jujube as indicated by the rate of drying, which was not constant. Effective moisture diffusivity for agricultural and food products falls in the range of 10^{-11} to $10^{-9} \text{ m}^2 \text{ s}^{-1}$, which includes the range of values obtained in this research (Madamba et al., 1996; Wang, et al 2007). Effective moisture diffusivities of jujube (Table 1 and 2) fruit during the drying process was in the range of $1.1532\text{-}5.1895 \times 10^{-10} \text{ m}^2 \text{ s}^{-1}$ for the first period

Table 1. Effective moisture diffusivity ($\times 10^{-10} \text{ m}^2 \text{ s}^{-1}$) and R^2 values at various air temperature and velocity levels.

Air velocity		Temperature					
		50°C	R^2	60°C	R^2	70°C	R^2
0.5 (m s ⁻¹)	$D_{eff}(1)$	1.15322	0.999	1.72983	0.9908	2.88306	0.9997
	$D_{eff}(2)$	0.403628	0.9938	0.51895	0.9853	0.864917	0.9984
1 (m s ⁻¹)	$D_{eff}(1)$	1.44153	0.9991	2.30645	0.9996	4.03628	0.9994
	$D_{eff}(2)$	0.51895	0.9795	0.864917	0.9769	1.72983	0.9978
1.5 (m s ⁻¹)	$D_{eff}(1)$	1.72983	0.9992	2.88306	0.9979	5.1895	0.9981
	$D_{eff}(2)$	0.461289	0.9897	1.15322	0.9858	2.30645	0.9949

Table 2. Linear Equations describing the relationship between effective moisture diffusivity and air velocity in both falling rates at each temperature level.

Temperature (°C)		Fitted equation	R^2
50	$D_{eff}(1)$	$6 \times 10^{-11}V + 9 \times 10^{-11}$	$R^2 = 0.9973$
	$D_{eff}(2)$	$6 \times 10^{-12}V + 4 \times 10^{-11}$	$R^2 = 0.5915$
60	$D_{eff}(1)$	$1 \times 10^{-10}V + 12 \times 10^{-11}$	$R^2 = 0.998$
	$D_{eff}(2)$	$6 \times 10^{-11}V + 2 \times 10^{-11}$	$R^2 = 0.9868$
70	$D_{eff}(1)$	$2 \times 10^{-10}V + 2 \times 10^{-10}$	$R^2 = 0.999$
	$D_{eff}(2)$	$1 \times 10^{-10}V + 8 \times 10^{-11}$	$R^2 = 0.999$

and $0.4036 - 2.3064 \times 10^{-10} \text{ m s}^{-1}$ for the second period (Table 1). It was observed that in the first falling rate, average D_{eff} was greater than in the second falling rate. As can be observed in general from the drying curves and diffusivities, at initial drying stages the removal of moisture from the jujube caused high diffusivity. This result is similar to the findings of Kouchakzadeh (2010) for pistachios drying. With increasing air temperature and velocity, relative moisture content of jujube was decreased due to higher mass and heat transfer within the dryer. Calculations proved that effective moisture diffusivity is highly correlated with hot air temperature and velocity in both periods. The trend demonstrated in Figure (2a-b) shows that, at each velocity, effective moisture diffusivity increases with increasing air temperature in a way that the highest air velocity and temperature levels resulted in the highest effective moisture diffusivity.

The relationship between diffusivity in both falling rates and hot air velocity are given in Table 2. The data are linearly fitted and it is observed that maximum diffusivity occurred at the highest temperature (Figure 3). Effective moisture diffusivity curves versus temperature levels are demonstrated in Figure 4. It is fitted well with the power equation. The fitted equations and related R^2 values are detailed in Table 3. As shown in Figure 4, effective moisture diffusivity in both falling rates increased with increase in temperature at different air velocities.

Plot of $\ln(D_{eff})$ versus $1/T$ is given in Figure 5. Activation energy for jujube was calculated by means of linear regression. The maximum and minimum values of energy of activation in the first period during the drying process were obtained in the ranges of $42.14-50.54 \text{ (kJ mol}^{-1}\text{)}$ and the maximum and minimum values of energy of activation in the second period were between 34.97 to $74.20 \text{ kJ mol}^{-1}$ (Karatas, 1997). The relationships between energy of activation in both falling rates and air velocity are depicted in Figure 6.

The energy consumption and the required specific energy values are demonstrated in Figure 7. As shown in these figure, energy consumption increases with air velocity for each temperature level. temperature, energy

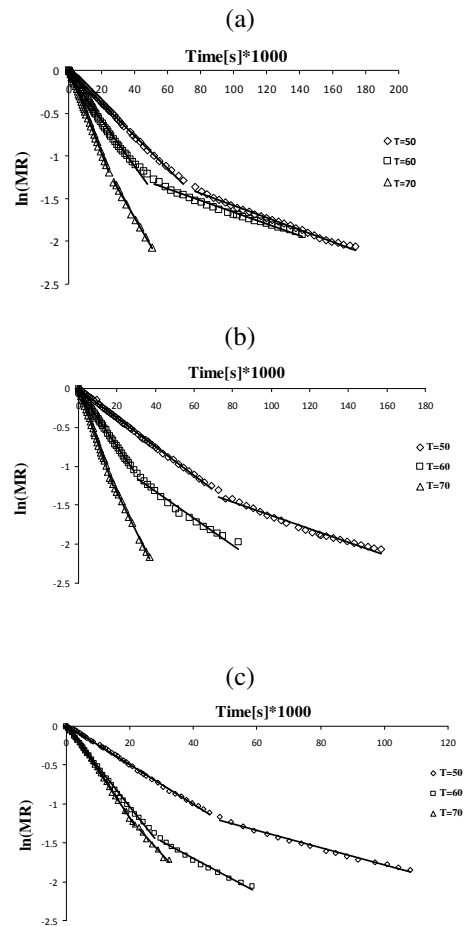


Figure 2. Plot of $\ln(MR)$ vs. time (s) at air velocity of (a) 0.5 (b) 1, and (c) $1.5 \text{ (m s}^{-1}\text{)}$.

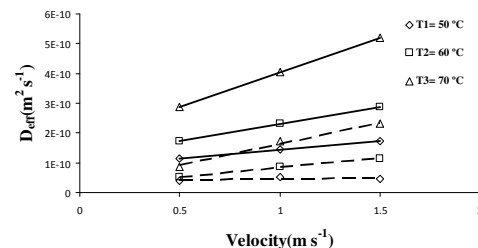
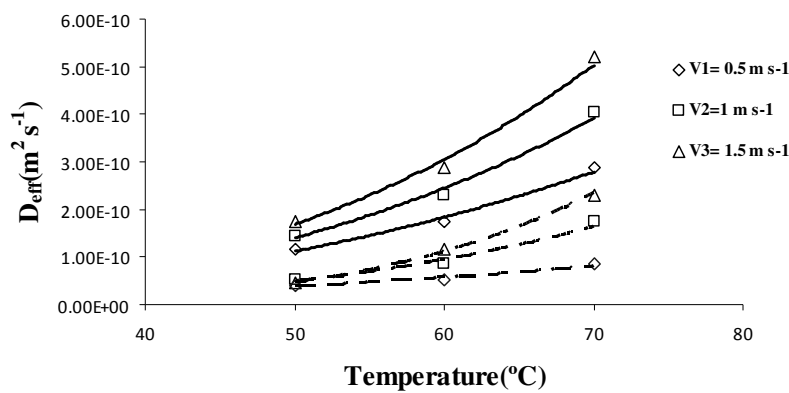
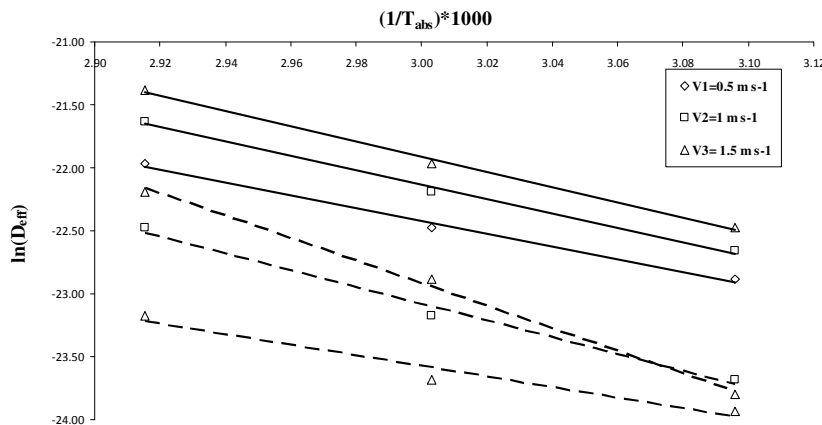


Figure 3. Effect of air temperature and velocity on effective moisture diffusivity. (—): First falling rate, (---): Second falling rate.

consumption increased. Also, energy consumption decreased as temperature increased at constant air velocity. With increasing temperature, the drying time was reduced due to increased thermal gradients inside the material that, consequently,

**Table 3.** Fitted Equations and coefficients of determination for effective moisture diffusivity at the constant air velocity in both falling rates.

Hot air velocity (m s ⁻¹)		Fitted equation	R ²
0.5	$D_{eff}(1)$	$3 \times 10^{-15} T^{2.7082}$	$R^2 = 0.9869$
	$D_{eff}(2)$	$6 \times 10^{-15} T^{2.2383}$	$R^2 = 0.9424$
1	$D_{eff}(1)$	$9 \times 10^{-16} T^{3.0455}$	$R^2 = 0.9903$
	$D_{eff}(2)$	$5 \times 10^{-17} T^{3.5548}$	$R^2 = 0.9817$
1.5	$D_{eff}(1)$	$5 \times 10^{-16} T^{3.251}$	$R^2 = 0.9921$
	$D_{eff}(2)$	$3 \times 10^{-19} T^{4.7906}$	$R^2 = 0.9990$

**Figure 4.** Effective moisture diffusivity plotted versus temperature at different velocity levels. (—): First falling rate, (---): Second falling rate.**Figure 5.** Plot of $\ln(D_{eff})$ plotted against $1/T$ at the different air velocities. (—): First falling rate, (---): Second falling rate.

increased the product drying rate. Also, with increase in the hot air velocity, drying time of the product decreased. The cause of this phenomenon is that vapor pressure decreases with increasing air velocity, thereby product

moisture faces less resistance to evaporation. The maximum and minimum values in energy consumption were obtained in treatments ($T_3: 70\text{ C}$, $V_1=0.5\text{ m/s}$ and $T_1: 50\text{ C}$, $V_3=1.5\text{ m/s}$).

In Figure 8, using multiple regression analysis, a relationship has been established

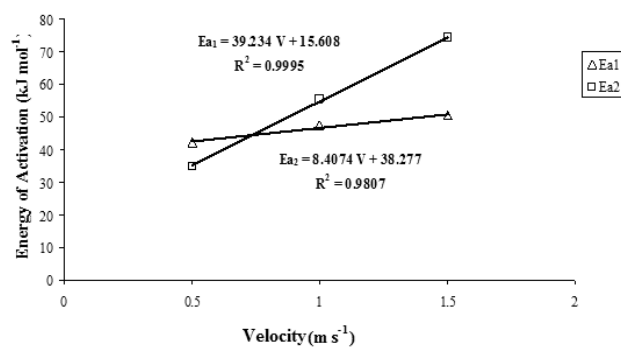


Figure 6. Effect of air velocity on the energy of activation in thin-layer drying of jujube.

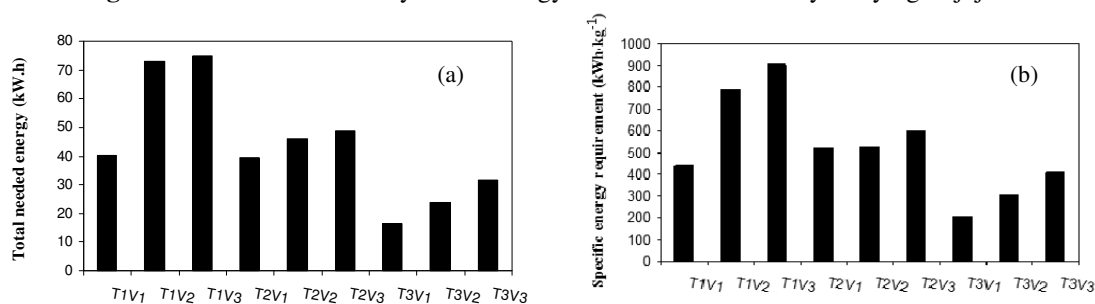


Figure 7. Thin-layer drying of jujube at different levels of air temperature and velocity for (a) energy consumption and (b) required specific energy.

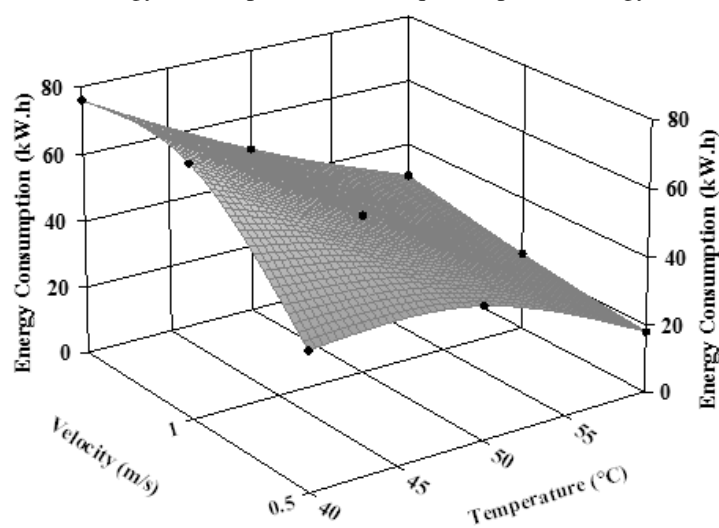


Figure 8. Interaction effect of temperature and air velocity on the energy requirement for hot air of drying jujube fruit.



between energy consumption, temperature, and air velocity. The corresponding equations and the associated determination coefficient (R^2) are given below.

$$\begin{aligned} E &= -0.444 + 1.05T + 126.33V \\ &\quad - 0.01833T^2 - 23.333V^2 - 1.2TV \\ R^2 &= 0.95 \end{aligned} \quad (10)$$

CONCLUSIONS

Moisture diffusivity increased as air temperature and velocity increased.

Energy of activation obtained for the first period was 42.14-50.54 (kJ mol⁻¹) and for the second period 34.97-74.20 (kJ mol⁻¹).

It was observed that energy consumption diminished when temperature increased at each air velocity, while it increased with increasing hot air velocity. It can be concluded that 70 °C air temperature and velocity of 0.5 m s⁻¹ are the optimum parameters for reduction of energy consumption.

Further research would be beneficial in determining the effect of these optimum conditions on medicinal active substances of jujube fruit.

REFERENCES

1. Abdelhag, E. H. and Labuza T. P. 1987. Air Drying Characteristics of Apricots. *J. Food Sci.*, **52**: 342-345.
2. Aghbashlo, M., Kianmehr, M. and Samimi-Akhijahani, H. 2008. Influence of Drying Conditions on the Effective Moisture Diffusivity, Energy of Activation and Energy Consumption During the Thin-layer Drying of Berberis Fruit (Berberidaceae). *Energy Con Manag.*, **49**: 2865-2871.
3. Babalis, S. J. and Belessiotis, V. G. 2004. Influence of Drying Conditions on the Drying Constants and Moisture Diffusivity During the Thin-Layer Drying of Figs. *J. Food Eng.*, **65**: 449-58.
4. Baroni, A. F., and Hubinger, M. D. 1998. Drying of Onion: Effects of Pretreatment on Moisture Transport. *Drying Tech.*, **16(9 and 10)**: 2083-2094.
5. Crank, J. 1975. *Mathematics of Diffusion*. 2nd Edition, Oxford University Press, London.
6. Doymaz, I. and Pala, M. 2003. The Thin-layer Drying Characteristics of Corn. *J. Food Eng.*, **60**: 125-130.
7. Doymaz, I. 2005. Influence of Pretreatment Solution on the Drying of Sour-cherry. *J. Food Eng.*, **78**: 591-6.
8. Falade, K. O. and Abbo, E. S. 2007. Air-drying and Rehydration Characteristics of Date Palm (*Phoenix dactylifera* L.) Fruits. *J. Food Eng.*, **79**: 724-730.
9. Goyal, R. K., Kingsly, A. R. P., Manikantan, M. R. and Ilyas, S. M. 2007. Mathematical Modeling of Thin Layer Drying Kinetics of Plum in a Tunnel Dryer. *J. Food Eng.*, **79**: 176-80.
10. Heath, M. B. and Reieccius, G. 1986. Flavorists and Flavor Creation. In: "*Flavor Chemistry and Technology*". Macmillan Publisher. United Kingdom, PP. 332-353.
11. Karatas, S. 1997. Determination of Moisture Diffusivity of Lentil Seed during Drying. *Drying Tech.*, **15(1)**: 183-199.
12. Kouchakzadeh, A. 2010. Moisture Diffusivity of Five Major Varieties of Iranian Pistachios. *Amer. J. Food Tech.*, **6**: 253-259.
13. Koyuncu, T., Pinar, Y. and Lule, F. 2007. Convective Drying Characteristics of Azarole Red (*Crataegus monogyna* Jacq.) and Yellow (*Crataegus aronia* Bosc.) Fruits. *J. Food Eng.*, **78**: 1471-1475.
14. Madamba, P. S., Driscoll, R. H. and Buckle, K. A. 1996. The Thin Layer Drying Characteristic of Garlic Slices. *J. Food Eng.*, **29**: 75-97.
15. Mohsenin, N. N. 1986. Physical Characteristics, Physical Properties of Plant and Animal Materials. Gordon and Breach Science publisher, New York.
16. Motevali, A., Minaei, S. and Khoshtagaza, M. H. 2011. Evaluation of Energy Consumption in Different Drying Methods. *Energy Con. Manag.*, **52(2)**: 1192-1199.
17. Motevali, A., Minaei, S., Khoshtagaza, M. H., Kazemi, M. and Nikbakht, A. M. 2010. Drying of Pomegranate Arils: Comparison of Predictions from Mathematical Models and Neural Networks. *Int. J. Food Eng.*, **6(3)**: 1-20.
18. Mousavi, M and Javan, S. 2009. Modeling and Simulation of Apple Drying: Using Artificial Neural Network and Neuro-

- Taguchi's Method. *J. Agri. Sci. Tech.*, **11**: 559-571.
19. Omid Beigi, R. 1997. *Approach the Production And Processing Plants*. Tarahan Publisher, Tehran, **1**: 109-110.
 20. Ozdemir, M. and Devres, Y. O. 1999. The Thin Layer Drying Characteristics of Hazelnuts during Roasting. *J. Food Eng.*, **42**: 225-33.
 21. Pahavanzadeh, H., Basiri, A. and Zarrabi M. 2001. Determination of Parameters and Pretreatment Solution for Grape Drying. *Drying Tech.*, **19**(1): 217-26.
 22. Panchariya, P. C., Popovic, D. and Sharma, A. L. 2002. Thin-layer Modeling of Black Tea Drying Process. *J. Food Eng.*, **52**: 349-357.
 23. Park, Y. K. 1993. Composition of Jujube and its Processing. *Bull. Food Tech.*, **6**: 32-35.
 24. Rafiee, S., Keyhani, A. and Jafari, A. 2008. Modeling Effective Moisture Diffusivity of Wheat (Tajan) during Air Drying. *Int. J. Food Proper.*, **11**: 1-10.
 25. Rafiee, Sh., Keyhani, M., Sharifi, H., Jafari, A., Mobli, H. and Tabatabaefar, A. 2009. Thin Layer Drying Properties of Soybean (Viliamz Cultivar). *J. Agri. Sci. and Tech.*, **11**: 289-300.
 26. Ramesh, M. N., Wolf, W., Tevini, D. and Jung, G. 2001. Influence of Processing Parameters on the Drying of Spice Paprika. *J. Food Eng.*, **49**(1): 63-72.
 27. Rizvi, S. S. H. 1986. Thermodynamic Properties of Foods in Dehydration. In: "*Engineering Properties of Foods*", (Eds.): Rao, M. A. and Rizvi S. S. H. Marcel Dekker Inc, NY.
 28. Sahin, A. Z. and Dincer, I. 2002. Graphical Determination of Drying Process and Moisture Transfer Parameters for Solids Drying. *Int. J. Heat Mass Trans.*, **45**: 3267-3273.
 29. Tahmasebi, M., Tavakoli Hashjin, T., Khoshtaghaza, M. H. and Nikbakht, A. M. 2011. Evaluation of Thin-layer Drying Models for Simulation of Drying Kinetics of Quercus (*Quercus persica* and *Quercus libani*). *J. Agri. Sci. Tech.*, **13**: 155-163.
 30. Velic, D., Planinic, M., Tomas, S. and Bilic, M. 2004. Influence of Airflow Velocity on Kinetics of Convection Apple Drying. *J. Food Eng.*, **64**: 97-102.
 31. Wang, Z., Sun, J., Chen, F., Liao, X. and Hu, X. 2007. Mathematical Modeling on Thin Layer Microwave Drying of Apple Pomace with and without Hot Air Pre-drying. *J. Food Eng.*, **80**: 536-544.
 32. Zomorodian, A. and Moradi, M. 2010. Mathematical Modeling of Forced Convection Thin Layer Solar Drying for *Cuminum cyminum*. *J. Agri. Sci. Tech.*, **12**: 401-408.

ضرب نفوذ موثر، میزان انرژی فعال سازی و میزان انرژی مصرفی در خشک کردن لایه نازک عناب (*Zizyphus jujube* Mill)

ع. متولی، ا. عباس زاده، س. مینایی، م. ه. خوش تقاضا وب. قبادیان

چکیده

عناب به عنوان یک گیاه دارویی با خواص بالا به صورت تازه و خشک مصرف می شود. خشک کردن میوه عناب باعث نگهداری طولانی مدت آن و در نتیجه استفاده طولانی تر آن در صنعت داروسازی و پزشکی می شود. در این مطالعه تاثیرات شرایط مختلف خشک کردن بر روی ضرب نفوذ موثر، انرژی فعال سازی، میزان انرژی مصرفی و انرژی مخصوص مورد نیاز برای خشک کردن گیاه دارویی عناب با استفاده از خشک کن آزمایشگاهی مورد بررسی قرار گرفت. آزمایشها در سه سطح



دمایی ۵۰، ۶۰ و ۷۰ درجه سلسیوس و سه سطح سرعت هوای داغ ۰/۵ و ۱ و ۱/۵ متر بر ثانیه انجام شد. ضریب نفوذ موثر میوه عناب در طی خشک کردن برای دوره اول خشک شدن بین $10^{-1} \times 1/1532$ تا $10^{-1} \times 5/1895$ متر مربع بر ثانیه و دوره دوم خشک شدن بین $10^{-1} \times 0/4036$ تا $10^{-1} \times 2/3064$ بدست آمد. همچنین انرژی فعال سازی برای دو دوره خشک شدن بین ۳۴/۹۷ تا ۷۴/۲۰ کیلوژول بر مول محاسبه شد. میزان انرژی مصرفی برای ۷۹/۱ تا ۹۲/۴۶ کیلووات بر ساعت و میزان انرژی مخصوص مورد نیاز برای خشک کردن عناب بین ۲۰۳/۵۹ تا ۹۰۰/۰۸ کیلووات بر کیلوگرم محاسبه شد. نتایج نشان داد که انرژی مصرفی با افزایش دما در هر سرعت هوا کاهش می یابد در حالی که با افزایش سرعت جریان هوا در دمای ثابت میزان انرژی مصرفی کاهش می یابد.