J. Agric. Sci. Technol. (2009) Vol. 11: 137-146

Pistachio Nut (Ohadi Variety) Mass Transfer Simulation during Process of Drying Using Finite Element Method

Sh. Rafiee[1*], M. Kashaninejad[2], A. R. Keyhani[1], and A. Jafari[1]

ABSTRACT

Drying is an important operational step in pistachio processing. There is a decrease in moisture content of pistachio nuts from 56-57% (d.b.) to 5-6% during the drying process. Drying conditions affect the quality of dried pistachio nuts, therefore, this calls for an accurate description of the drying trend in the process. In this study finite element formulation and solution of diffusive moisture transfer equation was presented to improve the drying simulation of nut as an axisymmetric body. The Fick's diffusive model was solved with effective moisture diffusivity of 5.24×10^{-10} m^2 s^{-1} for 55°C and 7.01×10^{-10} m^2 s^{-1} for 70°C. For experimentation, thin layers of pistachio nut, 'Ohadi' variety, were dried at high drying air temperatures (55 and 70°C), three replications for each treatment, along with drying air velocity and relative humidity of 0.5 m s^{-1} and 20%, respectively. Good agreement was observed when the output of model was compared with the experimental data. Mean Relative Deviation (MRD) calculated for the model and the experimental data for the air temperatures 55 and 70°C, were found to be 6.2% and 8.1%, respectively.

Keywords: Drying simulation, Finite element method, Moisture diffusivity, Pistachio nut.

INTRODUCTION

Pistachio nut is an edible seed of the pistachio tree. Several species of the *genus Pistacia* are referred to as pistachio, but only the fruits of *Pistacia vera* attain sufficiently large size to be acceptable to consumers as edible nuts (Shokraii and Esen, 1988). The nuts are consumed as confectionary ingredient, or snack. Because of the deep green color of pistachio kernels, it is highly favored in ice cream and in pastry industries. Pistachio is cultivated in the Middle East, United States and Mediterranean countries. Iran is one of the biggest producers and exporters of pistachio nuts. More than 200,000 tones of pistachio nuts are annually produced in Iran (Anon., 2001).

A high quality of pistachio nuts largely depends on its fast and efficient handling and drying operations. Kader (1982) pointed out that pistachio nuts benefit from a highest quality when harvested fully mature and dried immediately after harvest. During the drying process, nuts can undergo reactions, which cause a loss of nutritional value and unfavorable enzymatic activities. In comparison with other food products, studies on drying of pistachio nuts are very limited. It would therefore be helpful and necessary to study the simulation of the drying process in pistachio nuts. This, however, requires a knowledge of such nut kernel drying characteristics as under different drying conditions. Numerical methods that describe drying mechanisms of foods can provide a clue to the required temperature and moisture requirements (Rafiee and Kashaninejad,

[1] Faculty of Biosystem Engineering, University of Tehran, Islamic Republic of Iran.
[2] Gorgan University of Agricultural Sciences and Natural Resources, Gorgan, Islamic Republic of Iran.
* Corresponding author, e-mail: shahinrafiee@ut.ac.ir

[DOR: 20.1001.1.16807073.2009.11.2.4.5]

2005; Rafiee *et al*., 2005; Haghighi and Segerlind, 1988). Among numerical methods, finite element has found wide application due to its high effectiveness (Nieber, 1983).

Much work has been done to simulate the temperature, moisture content as well as stress distributions inside single grain kernels (Gustafson *et al*., 1979; Haghighi and Segerlind, 1988; Lague and Jenkins, 1991; Irudayaraj and Haghighi, 1993; Jia *et al*., 2000a, b). The mathematical models applied by these authors have been similar but the geometrical models somewhat different. It is an agreed principle that temperature distribution within a geometrical model (spherical or cylindrical coordinate systems) is not uniform. Simultaneous equations for moisture and heat diffusion are necessary to describe moisture movement within agricultural products. The drying models presented by most researchers are very similar to the modified Luikov's equations used by Husain *et al*. (1973).

Miketinac *et al*. (1992) used the finite element method to solve the non-linear coupled systems of two partial-differential equations describing the thin layer drying process of grain and calculated the heat and mass transfer coefficients using the inverse method. Casada and Young (1994) developed a model to predict heat and moisture transfer for long-term moisture migration in peanuts due to natural convection and diffusion in an arbitrarily shaped porous media. Jia *et al*. (1996, 2000) performed simulation of temperature and moisture fields inside a maize kernel through an application of finite element method. Yang *et al*. (2002, 2003) applied finite element method to predict intra–kernel moisture content distribution during drying and tempering processes in rice and examined the relations between moisture content gradients and head rice yield trends during drying and tempering processes. Wu *et al*. (2004) developed a mathematical model describing the simultaneous heat and mass transfer in a single kernel of rice in the drying process.

The objective of this research was to develop the finite element formulation and to present the solution to a set of coupled conductive heat and diffusive moisture transfer equations for a single pistachio nut. The model considers the pistachio nut as an axisymmetric body. The model was verified by the experimental data obtained during the thin layer drying process.

MATERIALS AND METHODS

Theoretical Formulation and Finite Element Analysis

For nut drying simulation, Fick's diffusive equation describing the mass transfer process has been extensively applied (Jia and Sun, 2000; Gastón *et al*., 2002; Yang, 2002):

$$\frac{\partial M}{\partial t} = div(D\nabla M) \qquad (1$$

where M is the moisture content d.b. (kg kg^{-1}); D is the diffusion coefficient (m^2 s^{-1}); and time (s). In moisture diffusion during the drying process, the surface of the nut exchanges heat with the environment by convection while the internal part is heated by conduction. If assuming that the moisture diffuses to the outer boundary of the kernel in liquid form and that the evaporation takes place at the surface of the nut, besides Equation (1), the heat transfer equation for pistachio nut should also be given as:

$$\rho c\frac{\partial T}{\partial t} = div(k\nabla T) + L\rho\frac{\partial M}{\partial t} \qquad (2$$

where ρ is the density (kg m^{-3}); c is the specific heat (J kg^{-1} K); T is the temperature (K); k is the thermal conductivity (W m^{-1} K); and L is the latent heat of vaporization of water (J kg^{-1}), all properties being given for a single nut. The initial conditions for the governing equations at t= 0 are:

$$M(x, y) = M_0 \qquad (3$$

$$T(x, y) = T_0 \qquad (4$$

where *x*, *y* are directions and for t> 0 and the boundary conditions at the surface of the kernel are:

[DOR: 20.1001.1.16807073.2009.11.2.4.5]

$$D\left(\frac{\partial M}{\partial x}l_x+\frac{\partial M}{\partial y}l_y\right)+h_m(M-M_\infty)=0 \quad (5$$

$$k\left(\frac{\partial T}{\partial x}l_x+\frac{\partial T}{\partial y}l_y\right)+h(T-T_\infty)=0 \quad (6$$

where l_x, l_y are the direction cosines of the outward drawn normal to the boundary; h_m is the surface mass transfer coefficient (m s^{-1}); M_∞ is the moisture content of the ambient air d.b. (kg kg^{-1}); h is the convection heat transfer coefficient (W m^{-2} K); and T_∞ is the ambient temperature (K).

To solve the problem, coupled heat and mass transfer governing Equations (1 and 2) were taken into consideration but due to the importance of the simulation of the moisture change during the drying process of the nut, the result of the mass transfer governing equation (Equation 1) is shown only. The assumptions for the drying model are: isotropic and homogeneous material, no shrinkage, liquid diffusion only and axisymmetric shape.

The two-dimensional mathematical model is chosen so that the new coordinates can form egg-shaped surfaces. Equation (1) was rewritten as:

$$\frac{\partial M}{\partial t}=D\left(\frac{\partial^2 M}{\partial x^2}+\frac{\partial^2 M}{\partial y^2}\right) \quad (7$$

Using the variation method, the functions of the partial differential equations from Equation (1) can be written as:

$$J=\int_v \frac{1}{2}\left[D\left(\frac{\partial^2 M}{\partial x^2}+\frac{\partial^2 M}{\partial y^2}\right)+2\frac{\partial M}{\partial t}\right]dV \quad (8$$
$$+\int_s \frac{h_m}{2}(M-M_\infty)^2\,dS$$

A nut kernel can be divided into m triangular elements, then the moisture within each element, $M^{(e)}$, can be approximated by the linear interpolation polynomials, that is:

$$M^{(e)}=N_iX_i+N_jX_j+N_kX_k$$

where N is the shape function, The minimum values of Equation (8) are solved:

$$\frac{\partial J}{\partial\{M\}}=\left(\int_v[N]^T[N]dV\right)\frac{\partial\{M\}}{\partial t}+\left(\int[E]^T[D][E]dV+\int_s h_m[N]^T[N]ds\right)$$
$$\{M\}-\int h_mM_\infty[N]^T ds=0$$

(9

Equation (9) can be simplified and expressed in a matrix form:

$$K\{X\}+C\{\dot{M}\}-F=0 \quad (10$$

where K is the element mass conductance matrix, C is the element mass capacitance matrix and F the element mass force vector. Coefficients of the above equation were integrated and rewritten (Segerlind, 1984):

$$K=\frac{2\pi DAr_c}{4A^2}\begin{bmatrix} b_1^2+c_1^2 & b_1b_2+c_1c_2 & b_1b_3+c_1c_3 \\ b_2b_1+c_2c_1 & b_2^2+c_2^2 & b_2b_3+c_2c_3 \\ b_3b_1+c_3c_1 & b_3b_2+c_3c_2 & b_3^2+c_3^2 \end{bmatrix}+ \quad (11$$
$$\frac{2\pi h_m l_{12}}{6}\begin{bmatrix} (3r_1+r_2) & (r_1+r_2) & 0 \\ (r_1+r_2) & (r_1+3r_2) & 0 \\ 0 & 0 & 0 \end{bmatrix}$$

(12

$$C=\frac{\pi A}{30}\begin{bmatrix} 6r_1+2r_2+2r_3 & 2r_1+2r_2+r_3 & 2r_1+r_2+2r_3 \\ 2r_1+2r_2+r_3 & 2r_1+6r_2+2r_3 & r_1+2r_2+2r_3 \\ 2r_1+r_2+2r_3 & r_1+2r_2+2r_3 & 2r_1+2r_2+6r_3 \end{bmatrix}$$

$$F=\frac{2\pi h_m M_\infty l_{12}}{6}\begin{bmatrix} 2 & 1 & 0 \\ 1 & 2 & 0 \\ 0 & 0 & 0 \end{bmatrix}\begin{bmatrix} r_1 \\ r_2 \\ r_3 \end{bmatrix}$$

(13

Using the forward finite difference approximation, $\partial M/\partial t$ may be written as:

$$\frac{\partial M}{\partial t}=\left(\frac{M^{n+1}-M^n}{\Delta t}\right) \quad (14$$

and Equation (10) rewritten as:

$$\left(K+\frac{C}{\Delta t}\right)M^{n+1}=\frac{C}{\Delta t}M^n+F \quad (15$$

A computer program for a two-dimensional transient field problem such as the one described by Equation (15) was written by Segerlind (1984). The effect of moisture content for each time step was modified for use in axially symmetric triangular elements. This program first solves Equation (15) for given initial nodal values. For every time step Δt and a given set of nodal values $\{M\}_i$, a set of nodal moisture values $\{M\}_{i+1}$ are obtained and stored. A code was written in FORTRAN 90 to solve Equation (15).

Discretization of a single nut is shown in Figure 1. Due to the symmetrical shape, only one quarter of a nut kernel is shown. For

[DOR: 20.1001.1.16807073.2009.11.2.4.5]

clarity, the figure shows only 25 elements but in reality the number of elements totalled 1296 where no more significant change in the accuracy of the model was observed.

Thin Layer Drying Experiments

Sample Preparation

'Ohadi' is the major pistachio nut variety grown in Iran. Therefore, this cultivar was picked up for the study. Nuts were received when at an average moisture content of 4-5% (d.b.). They were stored in a refrigerator in sealed double layers of polyethylene bags. Before conducting the experiment, moisture content of the nuts was raised to 56-58% (d.b.) by intermittently adding a predetermined amount of distilled water in a sealed glass jar. After sealing the jar, and tumbling until all moisture was absorbed by the product, the samples were left for 10 days at 5ºC to ensure equilibration. During this period they were mixed thoroughly, and regular intervals (Palipane and Driscoll, 1994; Pathak *et al*., 1991).

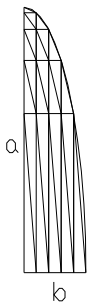

Figure 1. Longitudinal cross section of one quarter of a single pistachio nut.

Drying equipment and experimental procedure

Figure 2 shows and schematic diagram of the air recirculating dryer unit. It consists of an air conditioning unit, vane axial circulating fan, drying chamber with scale-mounted trays, and a connecting duct system. The air conditioning unit (Bryant Manufacturing Model AH-213, BMA, Inc., Ayer, MA) consists of a conditioning chamber with dimensions of 711×711×965 mm, and with the exterior dimensions of 965×1425×965 mm. The air temperature (range of -17 to 200°C) and the relative humidity (range of 5–98% limited by 2ºC dew point) are controlled by a Watlow microprocessor controller with a temperature accuracy of ±0.25ºC and relative humidity accuracy of ±2%. The unit is equipped with a solid-state humidity sensor, a steam injection humidifier, and a twin-tower desiccant-type dehumidifier that can achieve low humidities down to 2%. Air is conditioned in the chamber at the set points of air temperature and relative humidity. The conditioned air is recirculated through the dryer unit by an axial fan (Model VA7D32, American Cool air Corporation, Jacksonville, FL) with a nominal rotational speed of 3200 rpm and a three-phase 220 V motor rated 1/12 horsepower. The fan speed is controlled by a variable electronic transistor inverter (Model VFS7, Toshiba Corporation, Japan) with a frequency range of 0.5–80 Hz. (cf. 60 Hz for 'normal speed operation').The experiments were conducted at two air temperatures (55 and 70ºC), one air velocity (0.5 m s^{-1}) and one relative humidity (20%) and three replications for each treatment. To minimize experimental error, each drying test was performed in triplicate. Before the start of each drying run, a 250 g sample was removed from refrigerator and placed in a plastic bag in the laboratory to bring the temperature of pistachio nuts to the room temperature. For each run the equipment was allowed for at least two hours to stabilize at the specified air conditions before the test began. Then, the pistachio nuts were spread in a thin layer on drying trays and placed in the drying chamber. The ambient, upstream and downstream dry bulb temperatures, air

[DOR: 20.1001.1.16807073.2009.11.2.4.5]

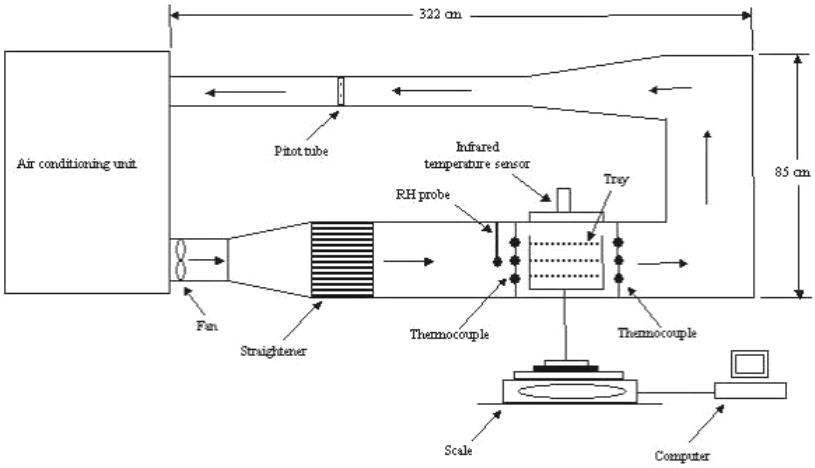

Figure 2. Schematic of the thin layer dryer.

relative humidity, air velocity and sample weights were continuously monitored and recorded every once 60 seconds. Drying was continued until the moisture content of the sample reached 5% (d.b.). After each drying experiment, the sample was oven-dried at 103±2ºC, the average moisture content of the samples being calculated as based on the initial mass and final moisture content of the samples (Kashaninejad *et al*., 2003).

The derived governing equations were applied to simulate the drying process of a pistachio nut. Results were compared to those given in the literature. Equations 1 and 2 were solved simultaneously but here only the mass transfer results are presented. Experimental and theoretical results were compared to find the accuracy of the model.

The simulation of pistachio nut drying was compared with experimental results by the Mean Relative Deviation (MRD) as followos (Abalone *et al*., 2000):

$$MRD = \left[\sum_{i=1}^{n} \left(\frac{\bar{M}_{pre,i} - M_{\exp,i}}{M_{\exp,i}} \right)^2 / N \right]^{1/2} \quad (16$$

where $M_{exp,i}$ is the nth experimentally observed moisture ratio, $M_{pre,i}$ the nth predicted moisture ratio, and N the number of observations (Sarsavadia *et al*., 1999).

RESULTS AND DISCUSSION

Verification of the Finite Element Model

In this study, the initial moisture content of pistachio nuts in air temperatures of 55 and 70°C were 56.3% (d.b., kg kg^{-1}) and 56.9% (d.b., kg kg^{-1}), respectively. During the drying process, moisture was determined by every one minute intervals.

Moisture content of the product is a function of moisture diffusion in the kernel only. Hence, h and h_m will not contribute to the model as important coefficients. No values were found in the literature for h and h_m for pistachio nuts, therefore, corresponding values for soybean kernels were used (h= 60.0 W m^{-2}.°C and h_m= 0.05 m s^{-1}) were taken into consideration while 10 folds of either more or less than the values were also tested with very minor differences observed. This confirms the fact that these coefficients played minor roles in the drying process (Haghighi and Segerlind, 1988).

A computer code for predicting the moisture fields inside the pistachio nut quarter was developed employing Fortran-90 language.

[DOR: 20.1001.1.16807073.2009.11.2.4.5]

The Fick's diffusive model was solved with effective moisture diffusivity of 5.24×10^{-10} m^2 s^{-1} for 55°C and 7.01×10^{-10} m^2 s^{-1} for 70°C (Kashaninejad *et al*., 2007). A comparison between the simulated and the measured average moisture contents under two different thin–layer drying temperatures is shown in Figures 3 and 4. It can clearly be seen that the simulated results well agree with the measured values.

Figure 3 shows the simulated and measured variation of the average moisture with drying time under air temperature of 55°C. The simulated moisture contents between 25 and 200 minutes were a little lower than those of the measured values. The simulated moisture curve and experimental variation of moisture with air temperature at 70°C are shown in Figure 4. This figure shows that the simulated values between 10 and 140 minutes and between 140 and 200 minutes were either slightly lower or slightly higher than the measured values, respectively. It seems from Figure 4, that if the time in the drying process is extended, the same trend as in Figure 3 would be expected. Similar results have been reported for wheat (Gastón *et al*., 2002; Jia and Sun, 2000), peanut (Casada and Young, 1994), maize (Jia *et al*., 1996, 2000) and rough rice (Yang *et al*., 2002, 2003).

The MRD between simulation values for moisture diffusivities 5.24×10^{-10} m^2 s^{-1} for 55°C and 7.01×10^{-10} m^2 s^{-1} for 70°C (Kashaninejad *et al*., 2007) and experimental thin layer drying at 55 and 70°C were 6.2%

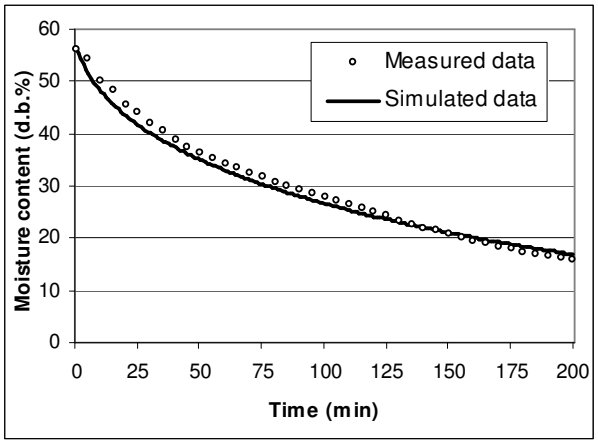

Figure 3. Simulated and measured average moisture contents for a pistachio nut at initial moisture content of 56.3 (d.b.%) and T= 55°C

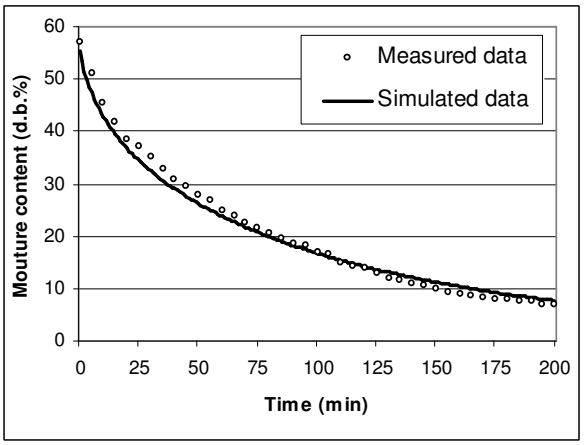

Figure 4. Simulated and measured average moisture contents for a pistachio nut at initial moisture content of 56.9 (d.b.%) and T= 70°C.

[DOR: 20.1001.1.16807073.2009.11.2.4.5]

and 8.1%, respectively.

Moisture Distributions

Haghighi and Segerlind (1988) and Fortes *et al*. (1981) have also reported that a combination of moisture and temperature gradients would produce greater stress levels in the nut. In order to examine the moisture and thermal stresses, it is important to know the temperature and moisture distributions in the kernel, particularly at the early stages of the drying process.

Figures 5 and 6 show the moisture content distribution inside the kernel at six selected times: 5, 50, 100, 200, 300, and 400 minutes under the air temperatures of 55 and 70°C. The moisture content of the outermost layer of the kernel fell to the equilibrium level within a short time, while moisture in the central part of the kernel was still at a relatively high level even after 35 and 100 minutes of drying and at

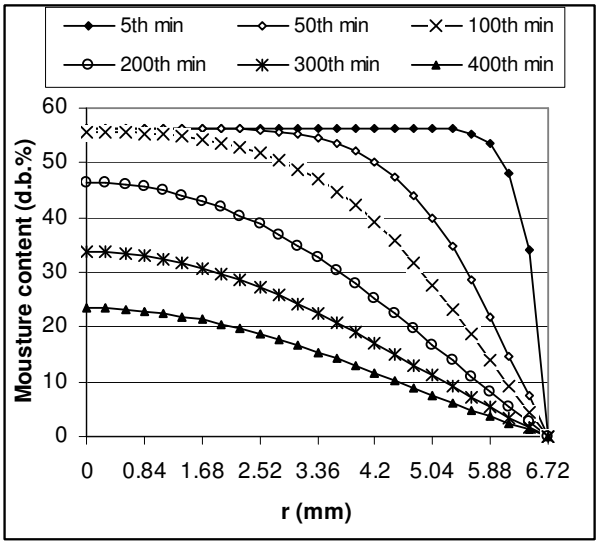

Figure 5. Moisture distribution at selected drying times for a pistachio nut (1/4 kernel shown) at initial moisture content of 56.3 (d.b.%) and T= 55 °C.

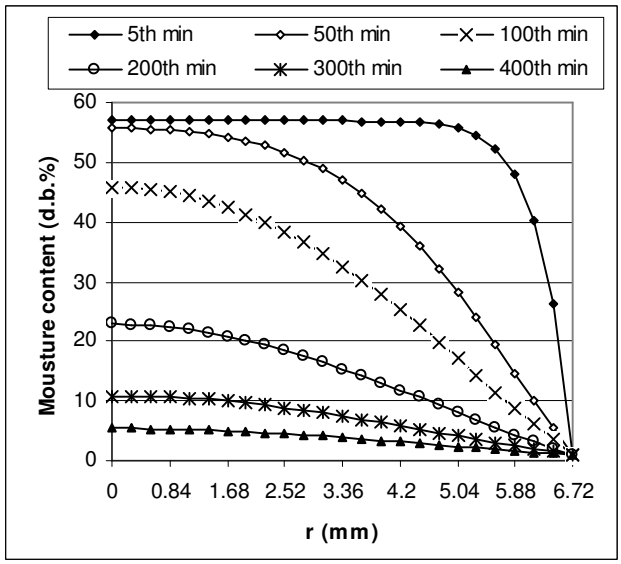

Figure 6. Moisture distribution at selected drying times for a pistachio nut (1/4 kernel shown) at initial moisture content of 56.9 (d.b.%) and T= 70 °C.

[DOR: 20.1001.1.16807073.2009.11.2.4.5]

air temperatures of 70 and 55°C, respectively. Moisture content differences between the center part and the surface were high at the beginning of the drying process, but dropped gradually over time. Similar trends were reported for the moisture distribution for different drying times within a single wheat kernel by Jia and Sun (2000), maize kernel by Neményi *et al*. (2000) and barley by Haghighi *et al*. (1990).

CONCLUSION

A Finite Element Model (FEM) for pistachio nut drying has been developed and verified through a thin layer drying process. The predicted average moisture values agreed well with the experimental results, verified by low MRDs. The results suggest that using the FEM can properly predict the moisture content distribution inside the pistachio nut from which the moisture gradient as well as stress can be calculated.

NOTATION

C	Element mass capacitance matrix	
c	Specific heat	J kg^{-1} K
D	Diffusion coefficient	m^2 s^{-1}
F	Element mass force vector	
h	Convection heat transfer coefficient	W m^{-2} K
h_m	Surface mass transfer coefficient	m s^{-1}
K	Element mass conductance matrix	
k	Thermal conductivity	W m^{-1} K
L	Latent heat of vaporization of water	J kg^{-1}
ι	Direction cosines of the outward drawn normal to the boundary	
MR	Moisture ratio	
n	Number of observations	
N	Time step	
T	Temperature	K
t	Drying time	s
M	Moisture content	d.b., kg kg^{-1}
x, *y*	Coordinates	
Greek symbols		
ρ	Density	Kg m^{-3}
Subscripts		
exp	Experimental data	
pre	Predicted data	
∞	Ambient	

REFRENCES

1. Abalone, A. M., Gastón, A. L. and Lara, M. A. 2000. Determination of Mass Diffusivity Coefficient of Sweet Potato. *Drying Technol.*, **18(10)**: 2273-2290.
2. Anonymous, 2001. *Data and Information Administration*. Agricultural Statistic Collection, Ministry of Agriculture of Iran, Dept. of Budget and Programming, Tehran, Iran, P. 272.
3. Casada, M. E. and Young, J. H. 1994. Model for Heat and Moisture Transfer in Arbitrarily Shaped Two Dimensional Porous Media. *Transactions of the ASAE*, **37(6)**:1927–1938.
4. Fortes, M., Okos, M. R. and Barrett, J. R. 1981. Heat and Mass Transfer Analysis of Intra-Kernel Wheat Drying and Rewetting. *J. Agric. Eng. Res.*, **26(2)**:109-125.
5. Gastón, A. L., Abalon, R. M. and Giner, S. A. 2002. Wheat Drying Kinetics: Diffusivities for Sphere and Ellipsoid by Finite Element. *J. Food Eng.*, **52**: 313-322.
6. Gustafson R. J., Thompson D. R. and Sokhansanj, S. 1979. Temperature and Stress Analysis of Maize Kernel- Finite Element Analysis. Transactions of the *ASAE*, **22**: 955–960.
7. Haghighi, K. and Segerlind, L. J. 1988. Modeling Simultaneous Heat and Mass Transfer in an Isotropic Sphere-a Finite Element Approach. Transactions of the *ASAE*, **31(2)**: 629–637.
8. Haghighi, K., Irudayaraj, J., Stroshine, R. L. and Sokhansanj, S. 1990. Grain Kernel Drying Simulation Using the Finite Element Method. Transactions of the *ASAE*, **33(6)**: 1957–1965.
9. Husain, A., Sun, C. C. and Clayton, J. T. 1973. Simultaneous Heat and Mass Diffusion in Biological Materials. *J. Agric. Eng. Res.*, **18**: 343-354.
10. Irudayaraj, J., and Haghighi, K. 1993. Stress Analysis of Viscoelastic Materials during Drying: Part 2. Application to Grain Kernels. *Drying Technol.*, **11(5)**: 929–959.
11. Jia, C., Li, Y., Liu, D. and Cao, C. 1996. Mathematical Simulation of the Moisture

[DOR: 20.1001.1.16807073.2009.11.2.4.5]

Content Distribution within a Maize Kernel during Tempering. Transactions of the *Chinese Soc. Agric. Eng.*, **12(1)**: 147–151.
12. Jia, C., Sun, D. and Cao, C. 2000. Mathematical Simulation of Temperature and Moisture Fields within a Grain Kernel during Drying, *Drying Technol.*, **18(6)**:1305–1325.
13. Jia, C., Yang, W., Siebenmorgen, T. J., Bautista, R. C. and Cnossen, A. G. 2002a. A Study of Rice Fissuring by Finite Element Simulation of Internal Stresses Combined With High-speed Microscope Imaging of Fissure Appearance. Transactions of the *ASAE*, **45(3)**: 741–749.
14. Jia, C., Yang, W., Siebenmorgen, T. J. and Cnossen, A. G. 2002b. Development of Computer Simulation Software for Single Kernel Drying, Tempering and Stress Analysis. Transactions of the *ASAE*, **45(5)**: 1485–1492.
15. Kader, A. A., Heintz, C. M., Labavitch, J. M. and Rae, H. L. 1982. Studies Related to the Description and Evaluation of Pistachio Nut Quality, *J. Amer. Soc. Hort. Sci.*, **107(5)**: 812-816.
16. Kashaninejad, M., Tabil, L. G., Murtazavi, A. and Safekordi, A. 2003. Effect of Drying Methods on Quality of Pistachio Nuts, *Drying Technol.*, **21(5)**: 821-838.
17. Kashaninejad, M., Mortazavi, A., Safekordi, A. and Tabil, L. G. 2007. Thin-layer Drying Characteristics and Modeling of Pistachio nuts. *J. Food Eng*. **78**: 98–108.
18. Lague, C. and Jenkins, B. M. 1991. Modelling Pre-Harvest Stress-Cracking of Rice Kernels Part I: Development of a Finite Element Method. Transactions of the *ASAE*, **34**: 1797-1805.
19. Miketinac, M. J., Sokhansanj, S. and Tutek, Z. 1992. Determination of Heat and Mass Transfer Coefficients in Thin Layer Drying of Grain. Transactions of the *ASAE*, **35(6)**: 1853–1858.
20. Neményi, M., Czaba, I., Kovács, A. and Jáni, T. 2000. Investigation of Simultaneous Heat and Mass Transfer within the Maize Kernels during Drying. *Computers and Electronics in Agriculture*, **26**: 123–135.
21. Nieber, J. L. 1983. Graguate Instruction in Finite Element Analysis Applications in Agricultural Engineering, *ASAE* Paper no. 83-5536, St. Joseph, MI: *ASAE*
22. Palipane, K. B. and Driscoll, R. H. 1994. The Thin Layer Drying Characteristics of Macadamia in-Shell Nuts and Kernels. *J. Food Eng*., **23**: 129-144.
23. Pathak, P. K., Agrawal, Y. C. and Singh, B. P. N. 1991. Thin Layer Drying Model for Rapeseed. Transactions of the *ASAE*, **34(6)**: 2505-2508.
24. Rafiee, S. and Kashaninejad, M. 2005. Transient Moisture Gradients in Pistachio Nut with Finite Element Model during High Temperature Drying. IV International Symposium on Pistachio and Almonds, Book of Abstracts. Tehran, Iran, 22-25.
25. Rafiee, S., Kashaninejad, M. and Tabatabaeefar, A. 2005. Transient Moisture Gradients in Wheat (Tagan) Kernel with Finite Element Model. Asia Pacific Drying Conference. December 13-15, Kolkata, India: 732- 740.
26. Sarsavadia, P. N., Sawhney, R. L., Pangavhane, D. R. and Singh, S. P. 1999. Drying Behavior of Brined Onion Slices. *J. Food Eng*., **40**: 219–226.
27. Segerlind, L. J. 1984. *Applied Finite Element Analysis*. Second Edition Wiley and Sons, Inc., N.Y. 427.
28. Shokraii, E. H. and Esen, A. 1988. Composition, Solubility and Electrophoretic Patterns of Protein Isolated from Kerman Pistachio Nuts (*Pistacia vera* L.). *J. Agric. Food Chem.*, **36**: 425-429.
29. Wu, B., Yang, W. and Jia, C. 2004. A Three-dimensional Numerical Simulation of Transient Heat and Mass Transfer inside a Single Rice Kernel during the Drying Process, *Biosystems Eng.*, **87**(2): 191–200.
30. Yang, W., Jia, C., Siebenmorgen, T. J., Howell, T. A. and Cnossen, A. G. 2002. Intra-Kernel Moisture Responses of Rice to Drying and Tempering Treatments by Finite Element Simulation, Transactions of the *ASAE*, **45(4)**: 1037–1044.
31. Yang, W., Jia, C., Siebenmorgen, T. J. and Cnossen A. G. 2003. Relationship of Kernel Moisture Content Gradients and Glass Transition Temperatures to Head Rice Yield. *Biosystems Eng.*, **85(4)**: 467–476.

[DOR: 20.1001.1.16807073.2009.11.2.4.5]

شبیه سازی انتقال جرم در مدت زمان خشک شدن به روش اجزای محدود در پسته رقم اوحدی

ش. رفیعی، م. کاشانی نژاد، ع. ر. کیهانی، و ع. جعفری

چکیده

خشک‌کردن یکی از فرایندهای مهم در فراوری محصول پسته می‌باشد. در طی فرایند خشک‌شدن پسته؛ رطوبت از ۳۷ تا ۴۰ درصد (بر پایه خشک) به ۵ تا ۶ درصد تقلیل می‌یابد. کیفیت بالای پسته به سرعت و کارایی درجه‌بندی و خشک‌کردن آن بستگی دارد. شرایط خشک‌کردن پسته (دمای هوای خشک کردن، سرعت هوا، رطوبت نسبی و محتوای رطوبت اولیه) بر روی کیفیت شیمیایی و میکروبیولوژی پسته خشک شده تأثیر دارد. بنابر این فرایند خشک‌کردن باید مطالعه شده و تحت کنترل درآید. به‌این منظور لازم است تا مکانیزم خشک شدن با دقت تشریح گردد. در تحقیق حاضر فرمول سازی المان محدود و حل معادلات انتقال پخش رطوبت جهت بهبود خشک‌شدن پسته ارائه شده است. مدل با ضریب پخش رطوبت اصلاح شده (۵×۱۰^{-۱۰} $m^2 s^{-۱}$ برای دمای ۵۵ درجه سانتیگراد و $۷/۵ \times ۱۰^{-۱۰}$ $m^2 s^{-۱}$ برای دمای ۷۰ درجه سانتیگراد) حل شد. در آزمایشات جریان هوای داغ (۵۵ و ۷۰ درجه سانتیگراد) بر روی یک لایه نازک از پسته رقم اوحدی عبور داده شد. در طول آزمایشات سرعت هوای خشک شدن و رطوبت نسبی بترتیب $۱/۵$ $m s^{-۱}$ و ۲۰٪ بودند. رطوبت در هر دقیقه از طول خشک‌شدن اندازه‌گیری می‌گردید. انطباق خوبی بین داده‌های آزمایشگاهی در مقایسه با مدل تئوری به‌دست آمد. متوسط انحراف نسبی مشاهده شده برای مدل بهبود یافته در دمای ۵۵ و ۷۰ درجه با داده‌های آزمایشگاهی، بترتیب ۶/۲ درصد و ۸/۱ درصد بودند. این نتایج نشان می‌دهد که داده‌های آزمایشگاهی با مدل شبیه‌سازی شده به قدر کافی نزدیک است. از مدل برای شبیه سازی رطوبت درخشک شدن پسته استفاده شد. از توزیع شبیه‌سازی رطوبت و گرادیان در داخل دانه مستقیماً برای تحلیل تنش ترک خوردن پسته استفاده می‌شود. همچنین از نتایج تحلیل اجزای محدود می‌توان برای ارزیابی کیفی پسته و همچنین مطالعات شبیه سازی خشک کردن آن استفاده نمود.

[DOR: 20.1001.1.16807073.2009.11.2.4.5]